


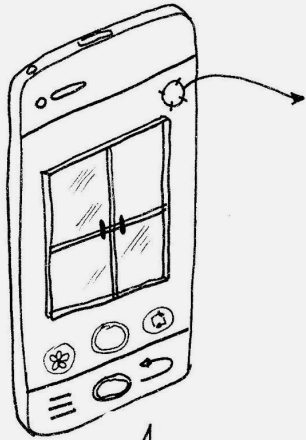
em-cadeia group presents:

photo manual



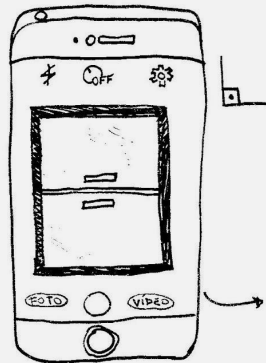
*I am seen
while I see
where I am not*





When taking your pictures, focus on your wall, not in the landscape, so that the structure does not become dark and shows better its color.

1
2



Frame the window in the photograph, it should be as centralized as possible, with all the lateral lines parallel to the cell phone.




PHOTO 1: If your window has curtains, first take a photo of them both, framing all the elements in the photo. *(If it doesn't have curtains, go straight to photo 2)*






PHOTO 2: In the second picture, keep the curtains off, showing all your window's outlines.



3



PHOTO 3: The last picture is from the landscape as seen from your window. Point towards the horizon, **WITHOUT** showing your window's edges.





Done!

now you just need to
fill out the form in:

[https://docs.google.com/forms/d/e/1FAIpQLScRwKTEBADuahhx-Fr8oBJmoSAaqrTSNV1idyvMls3laITKw/viewform?usp=sf link](https://docs.google.com/forms/d/e/1FAIpQLScRwKTEBADuahhx-Fr8oBJmoSAaqrTSNV1idyvMls3laITKw/viewform?usp=sf_link)